



**NAM SECURITIES LTD.**

**MEMBER : NSE (CM & FO & SX Segments)  
F & O Clearing, BSE, MCX, DSE DP : NSDL**

**Corp. Office : 213 Arunachal, 19, Barakhamba Road,  
New Delhi- 110001, Phones: 23731122, 23731144  
FAX : 23730810 E-mail : nammf@yahoo.com**

Date: 13.11.2019

To,  
The Manager  
Listing Department  
BSE Limited,  
Phiroze Jeejeebhoy Tower  
Dalal Street, Mumbai - 400001

**Sub: Outcome of Board Meeting**

**Scrip Code: 538395**

Dear Sir,

Pursuant to the provisions of Regulation 30 & 33 of SEBI (Listing Obligations and Disclosure Requirements) Regulations, 2015, please be informed that the Board of Directors of the Company at its meeting held on today i.e. 13.11.2019, have inter alia, considered and approved the unaudited financial results of the company for the quarter and half year ended 30<sup>th</sup> September, 2019.


In this regard, we are enclosing herewith the Unaudited financial results along with Limited Review Report issued by the Statutory Auditors for the quarter and half year ended 30<sup>th</sup> September, 2019.

The results have been uploaded on Bombay Stock Exchange (<https://www.bseindia.com/>) and on the website of the Company at <http://www.namsecurities.in/>

The Meeting of Board of Directors commenced at 04:00 PM and concluded at 8.30 PM.

This is for your information and records.

**For NAM Securities Limited**

  
(Pradeep Kumar)  
Compliance officer  
Encl: As Above



# **RAJ K SRI & CO.**

Chartered Accountants

202A, Arunachal Building, Barakhamba Road, New Delhi-110001

Tel: 011-41511319

---

## **Limited Review Report on unaudited standalone quarterly financial results for the quarter and half year ended 30th, September, 2019 pursuant to the Regulation 33 of the SEBI (Listing Obligations and Disclosure Requirements) Regulations, 2015**


**To  
The Board of Directors  
Nam Securities Ltd.**

1. We have reviewed the accompanying Statement of unaudited financial results of **Nam Securities Limited** ("the Company") for the quarter and half year ended **30<sup>th</sup> September, 2019**.
2. This Statement, which is the responsibility of the Company's Management and approved by the Board of Directors, has been prepared in accordance with the recognition and measurement principles laid down in Indian Accounting Standard 34 "Interim Financial Reporting" ("Ind AS 34"), prescribed under section 133 of the Companies Act, 2013, and other accounting principles generally accepted in India and in compliance with Regulation 33 of the Listing Regulations. Our responsibility is to issue a report on these financial Statements based on our review.
3. We conducted our review of statement in accordance with the standard on Review Engagement (SRE) 2410 "Review of Interim Financial Information Performed by the Independent Auditor of the Entity", issued by the Institute of Chartered Accountants of India. This standard requires that we plan and perform the review to obtain moderate assurance as to whether the financial Statements are free of material misstatement. A review is limited primarily to inquiries of Company's personnel and analytical procedures applied to financial data and thus provides less assurance than an audit. We have not performed an audit and accordingly, we do not express an audit opinion.
4. Attention is invited to the fact that the figures for the corresponding quarter ended 30 June 2018, including the reconciliation of profit/ loss under Ind AS of the corresponding quarter with profit/ loss reported under previous GAAP, as reported in these financial results have been approved by Company's Board of Directors but have not been subjected to review.



5. Based on our review conducted as above, nothing has come to our attention that causes us to believe that the accompanying Statement of unaudited financial results, prepared in accordance with applicable accounting standards and other recognized accounting practices and policies has not disclosed the information required to be disclosed in terms of Regulation 33 of the SEBI (Listing Obligations and Disclosure Requirements) Regulations, 2015 including the manner in which it is to be disclosed, or that it contains any material misstatement.

**For Raj K. Sri & Co.  
Chartered Accountants**



A handwritten signature in black ink, appearing to read "Sumit".

**Sumit Kumar Gupta  
Partner  
Mem. No. 529461**

**Place: Delhi  
Date: 13.11.2019**

UDIN-19529461AAAADQ3078



# NAM SECURITIES LTD.


MEMBER : NSE (CM & FO & SX Segments)  
F & O Clearing, BSE, MCX, DSE DP : NSDL

Corp. Office : 213 Arunachal, 19, Barakhamba Road,  
New Delhi- 110001, Phones: 23731122, 23731144

FAX : 23730810 E-mail : nammf@yahoo.com

## Statement of Un-Audited Standalone Financial Results for the Quarter and Half Year Ended 30 September, 2019

		Rs. in Lakhs, unless otherwise stated				
		For the Quarter ended			For Half year ended	
Sr. No.	Particulars	30.09.2019 (Unaudited)	30.06.2019 (Unaudited)	30.09.2018 (Unaudited)	30.09.2019 (Unaudited)	30.09.2018 (Unaudited)
<b>1</b>	<b>Revenue from operation</b>					
a	Net Sales / Income from Operations	1768.14	2303.80	1600.36	4071.94	3609.60
b	Fees and commission income	3.98	3.06	3.71	7.04	6.28
c	Dividend Income	1.24	0.16	1.30	1.40	3.78
d	Interest Income	1.03	1.65	2.07	2.68	5.81
e	Net gain on fair value changes	0.60	0.00	0.00	0.60	0.90
	<b>Total Revenue (a+b+c+d+e)</b>	<b>1774.99</b>	<b>2308.67</b>	<b>1607.44</b>	<b>4083.66</b>	<b>3626.37</b>
<b>2</b>	<b>Other Income (Net)</b>	<b>0.00</b>	<b>0.00</b>	<b>0.00</b>	<b>0.00</b>	<b>0.00</b>
<b>3</b>	<b>Total Income (1+2)</b>	<b>1774.99</b>	<b>2308.67</b>	<b>1607.44</b>	<b>4083.66</b>	<b>3626.37</b>
<b>4</b>	<b>Expenses</b>					
a	Finance Cost	0.01	0.03	0.02	0.04	0.05
b	Fees and commission Expenses	0.00	0.00	0.00	0.00	0.00
c	Net profit (loss) on Fair Value Changes	0.00	10.75	3.10	10.75	0.00
d	Purchase of stock-in-trade	1761.46	2257.39	1628.38	4018.85	3726.53
e	Changes in inventories of Stock in Trade	-15.63	5.50	-53.36	-10.13	-178.21
f	Employees Benefits Expenses	6.72	6.15	7.74	12.87	15.82
g	Depreciation and amortization expense	3.00	3.00	3.00	6.00	6.00
h	Other Expenditure	9.36	20.50	16.16	29.86	35.26
	<b>Total Expenses (a+b+c+d+e+f+g+h)</b>	<b>1764.92</b>	<b>2303.32</b>	<b>1605.04</b>	<b>4068.24</b>	<b>3605.45</b>
<b>5</b>	<b>Profit / (Loss) before Exceptional items and Tax (3-4)</b>	<b>10.07</b>	<b>5.35</b>	<b>2.40</b>	<b>15.42</b>	<b>20.92</b>
<b>6</b>	<b>Exceptional items (Prior Period Expenses)</b>	<b>0.00</b>	<b>0.00</b>	<b>0.00</b>	<b>0.00</b>	<b>0.00</b>
<b>7</b>	<b>Profit / (Loss) before Tax (5-6)</b>	<b>10.07</b>	<b>5.35</b>	<b>2.40</b>	<b>15.42</b>	<b>20.92</b>
<b>8</b>	<b>Tax Expenses</b>					
a	Current Tax	0.00	1.34	1.00	1.34	4.00
b	Deferred Tax	0.00	0.00	0.00	0.00	1.63
	<b>Total Tax Expenses</b>	<b>0.00</b>	<b>1.34</b>	<b>1.00</b>	<b>1.34</b>	<b>5.63</b>
<b>9</b>	<b>Profit and (Loss) for the period from continuing operations (7-8)</b>	<b>10.07</b>	<b>4.01</b>	<b>1.40</b>	<b>14.08</b>	<b>15.29</b>
<b>10</b>	<b>Profit / (Loss) from discontinued operations</b>	<b>0.00</b>	<b>0.00</b>	<b>0.00</b>	<b>0.00</b>	<b>0.00</b>
<b>11</b>	<b>Tax expense of discontinued operations</b>	<b>0.00</b>	<b>0.00</b>	<b>0.00</b>	<b>0.00</b>	<b>0.00</b>
<b>12.</b>	<b>Profit / (Loss) from discontinued operations</b>	<b>0.00</b>	<b>0.00</b>	<b>0.00</b>	<b>0.00</b>	<b>0.00</b>



		<b>(after tax) (10-11)</b>				
<b>13</b>	<b>Profit and (Loss) for the Period (9-12)</b>	<b>10.07</b>	<b>4.01</b>	<b>1.40</b>	<b>14.08</b>	<b>15.29</b>
<b>14</b>	<b>Other Comprehensive Income / (loss) (OCI)</b>					
(a) i.	Items that will not be reclassified to Profit & Loss	0.00	0.00	0.00	0.00	0.00
ii	Income tax relating to items that will not be reclassified to profit and loss	0.00	0.00	0.00	0.00	0.00
(b) (i)	Items that will be reclassified to Profit & Loss	0.00	0.00	0.00	0.00	0.00
(ii)	Income tax relating to items that will be reclassified to profit and loss	0.00	0.00	0.00	0.00	0.00
<b>15</b>	<b>Other Comprehensive Income for the period (net of tax)</b>	<b>0.00</b>	<b>0.00</b>	<b>0.00</b>	<b>0.00</b>	<b>0.00</b>
<b>16</b>	<b>Total Comprehensive Income for the period (13+15)</b>	<b>10.07</b>	<b>4.01</b>	<b>1.40</b>	<b>14.08</b>	<b>15.29</b>
<b>17</b>	<b>Paid up Equity Share Capital (FV of Rs. 10 each)</b>	<b>305.01</b>	<b>305.01</b>	<b>305.01</b>	<b>305.01</b>	<b>305.01</b>
<b>18</b>	<b>Earning per Equity per equity Share (EPS)</b>					
	(for Continuing Operations)					
	Basic (Rs.)	0.33	0.13	0.05	0.46	0.50
	Diluted (Rs)	0.33	0.13	0.05	0.46	0.50

See the accompanying notes to the financial results





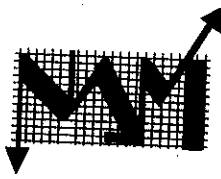
# NAM SECURITIES LTD.

MEMBER : NSE (CM & FO & SX Segments)  
F & O Clearing, BSE, MCX, DSE DP : NSDL

Corp. Office : 213 Arunachal, 19, Barakhamba Road,  
New Delhi- 110001. Phones: 23731122, 23731144  
E-mail : nammf@yahoo.com

Statement of Standalone Assets and Liabilities as at 30 September, 2019		
Sr. No	Particulars	As at 30 September, 2019 (Unaudited)
I.	<b>Assets</b>	
1.	<b>Financial Assets</b>	
	Cash and Cash Equivalent	0.75
	Bank balance other than above	10.92
	Stock in Trade	294.85
	Receivable	
	(i) Trade receivables	7.47
	(ii) Other Receivables	12.98
	Loan	
	Investments	
	Other financial assets	79.25
	<b>Sub - Total Financial assets</b>	<b>479.97</b>
2.	<b>Non - financial assets</b>	
	Current tax assets (Net)	0.00
	Investment Property	0.00
	Property, plant and equipment	57.63
	Intangible assets under development	0.00
	Other Intangible assets	0.00
	<b>Sub - Total Non - financial assets</b>	<b>57.63</b>
	<b>Total Assets</b>	<b>537.60</b>
II	<b>Liabilities and Equity</b>	
	<b>Liabilities</b>	
1	<b>Financial Liabilities</b>	
	(a) Trade Payables	
	(i) Total outstanding dues of micro enterprises and small enterprises	0.00
	(ii) Total outstanding dues of creditors other than micro enterprises and small enterprises	9.26
	(b) Debt Securities	0.00
	(c.) Borrowing (Other than debt Securities)	0.00
	(d) Other financial liabilities	11.80
	<b>Sub Total financial liabilities</b>	<b>21.06</b>
2	<b>Non - financial liabilities</b>	
	(a) Current tax liabilities (net)	0.00
	(b) Provisions	1.34
	(c) Deferred tax liabilities (net)	5.86
	(d) Other non - financial liabilities	0.00
	<b>Sub total non - financial liabilities</b>	<b>7.20</b>
3	<b>Equity</b>	
	(a) Equity share capital	305.01
	(b) Other equity	204.33
	<b>Sub Total equity</b>	<b>509.34</b>
	<b>Total Liabilities and equity</b>	<b>537.60</b>





# NAM SECURITIES LTD.

MEMBER : NSE (CM & FO & SX Segments)  
F & O Clearing, BSE, MCX, DSE DP : NSDL

Corp. Office : 213 Arunachal, 19, Barakhamba Road,  
New Delhi- 110001, Phones: 23731122, 23731144  
33730810 (Figures in Lakhs) [info@namsecurities.com](mailto:info@namsecurities.com)

## Statement of Unaudited Cash Flow for the Six Month Ended September 30, 2019

S. No.	Particulars	September 30, 2019	March 31, 2019
<b>A</b>	<b>Cash flow form Operational Activities</b>		
	Net Profit before tax and Extraordinary items	15.42	30.85
	<b>Adjustments for:</b>		
	Depreciation, amortization and impairment	6.00	12.17
	Foreign Exchanges	--	--
	Investments	-0.23	(5.15)
	Interest/Dividend (not separately considered Company being Investment Company)		
	Operation Profit Before working capital changes	21.19	37.87
	<b>Adjustments for:</b>		
	Trade and other Receivables	37.83	24.54
	Inventories	-10.13	(93.70)
	Trade Payables	0.16	8.85
	Other Short Term Liabilities	-45.76	45.89
	<b>Cash Generated From Operating activity</b>		
	Interest Paid	3.29	23.45
	Direct Taxes Paid	---	--
	Extraordinary Items	-1.42	(7.50)
	<b>Net Cash from / (used in) Operating Activities (A)</b>	<b>1.87</b>	<b>15.95</b>
<b>B</b>	<b>Cash flow from Investment Activities</b>		
	Purchase of Fixed Assets	--	(17.46)
	Sale of Fixed Assets	--	--
	Acquisition of Companies	--	--
	Purchase of Investment	--	--
	Sale of Investment	--	--
	Interest Received	---	0.75
	Dividend Received	--	--
	<b>Net Cash from Investing Activities (B)</b>	<b>0.00</b>	<b>(16.71)</b>
<b>C</b>	<b>Cash flow from Financing Activities</b>		
	Proceeds from Issue of Share Capital	--	--
	Proceeds from Long Term Borrowings	--	--
	Repayment of Financial Lease Liabilities	--	--
	Dividend Paid	--	--
	<b>Net Cash from Financing Activities (C)</b>	<b>0.00</b>	<b>0</b>
	<b>Net Increase/Decrease in Cash or Cash Equivalent (A+B+C)</b>	<b>1.87</b>	<b>(0.76)</b>
	Cash and Cash Equivalent as at 01.04.2018 (Opening Balance)	9.80	10.56
	Cash and Cash Equivalent as at 31.03.2019 (Closing Balance)	11.67	9.80



Notes:

- 1) The above unaudited standalone financial results for the Quarter and half year ended September 30, 2019, have been approved by the Board of Directors of the Company at its meeting held on November 13, 2019.
- 2) The effect for deferred tax to be given at the end of the financial year.
- 3) The Statutory Auditors have carried out a review of the Standalone financial results as required under regulations 33 of the SEBI (LODR) Regulations, 2015 and have issued an unmodified report thereon. The standalone financial results and reconciliation for the quarter and half year ended 30 September, 2018 were not subjected to limited review by the statutory auditors.
- 4) The Company has adopted Indian Accounting standard ("Ind AS") w.e.f. April 1, 2019 Accordingly, the above financial results have been prepared in accordance with the recognition and measurement principles laid down in Ind AS prescribed under Section 133 of the Companies Act, 2013 read with relevant rules issued there under and other accounting principles generally accepted in India and SEBI circular dated July 5, 2016. The financial results for the quarter ended 30 June 2018 have been presented after incorporating the applicable Ind AS adjustments.
- 5) The Ministry of Corporate Affairs (MCA), vide its notifications dated October 11, 2018 issued Division III Schedule III, which provides the format for financial results statements of Non-Banking Financial Companies, as defined in the Companies (Indian Accounting Standards) (Amendments) Rules, 2016, These financial results have been prepared in accordance with the same.
- 6) As required by paragraph 32 of Ind AS 101, net profit reconciliation between the figures reported under previous GAAP and Ind AS is as under:

Particulars	(Rs. in Lakhs)	
	Quarter Ended	Half Yearly ended
	September 30, 2018	Sept 30, 2018
	(Unaudited)	(Unaudited)
<b>Net Profit after tax as per Previous GAAP</b>	4.50	16.02
<b>Add/(Less)</b>		
Fair valuation of Securities	(3.10)	0.90
Deferred tax impact on above adjustments	0.00	(1.63)
Net Profit after tax as per IND AS	1.40	15.29
Other Comprehensive Income (Net of Tax)	0.00	0.00
Total Comprehensive Income as per Ind AS	0.00	0.00

- 7) The Company's main business is Stock Broking activity and all activities are carried out within India. As such there are no separate reportable segments as per Ind AS 108 on "Operating Segment"
- 8) The Standalone financial results of the quarter ended and half year ended September 30, 2019, as submitted to stock exchange are also available on our website [www.namsecurities.in](http://www.namsecurities.in).
- 9) Previous quarter and half year ended figures have been regrouped / reclassified wherever necessary to confirm to the current quarter presentation.

For Nam Securities Limited

Place: New Delhi  
Date: November 13, 2019



*Kiran Goyal*  
(Kiran Goyal)  
Managing Director